

Indianapolis Logistics Park - Northwest

233,000 SF AVAILABLE NOW IN BUILDING III

248,000 SF BUILDING IV GROUNDBREAKING MAY 2025

95.5-ACRE PARK LOCATED IN WHITESTOWN, IN

40,000 - 248,000 SF spaces available

10-year tiered tax abatement in place





MASTER PARK SITE PLAN

+/- 56.5 ACRES

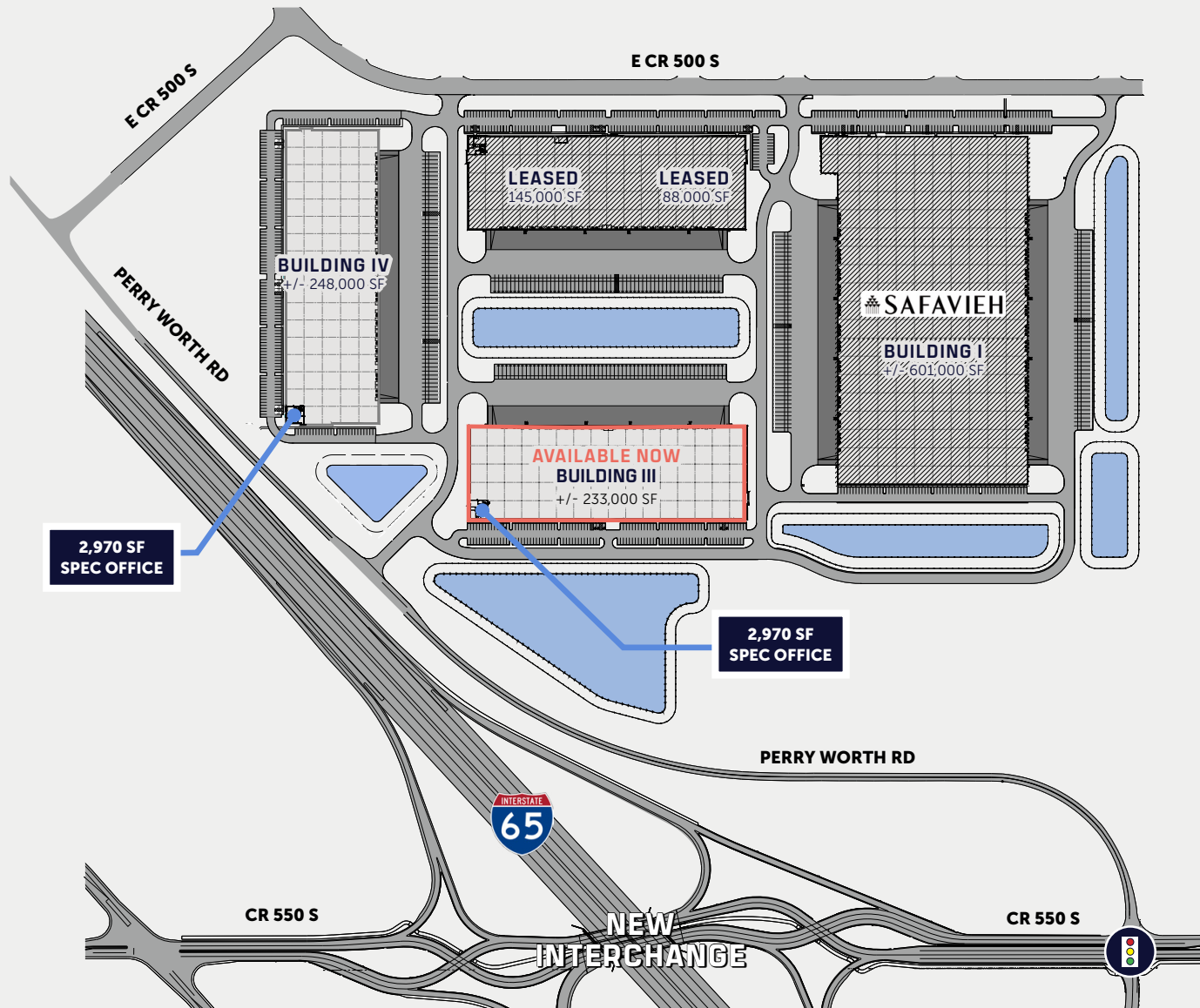


BUILDING II: +/- 15.6 acres

BUILDING III: +/- 17.4 acres

BUILDING IV: +/- 17.3 acres

COMMON AREAS: +/- 6.2 acres



Building III

AVAILABLE NOW

233,000 SF REMAINING

Available for Immediate
Fixturing

Building IV

MAY 2025

Groundbreaking

WATER & SEWER

Whitestown Public Works

GAS

CenterPoint Energy

ELECTRIC

Boone REMC

DATA

TDS

10-year tiered
tax abatement in place

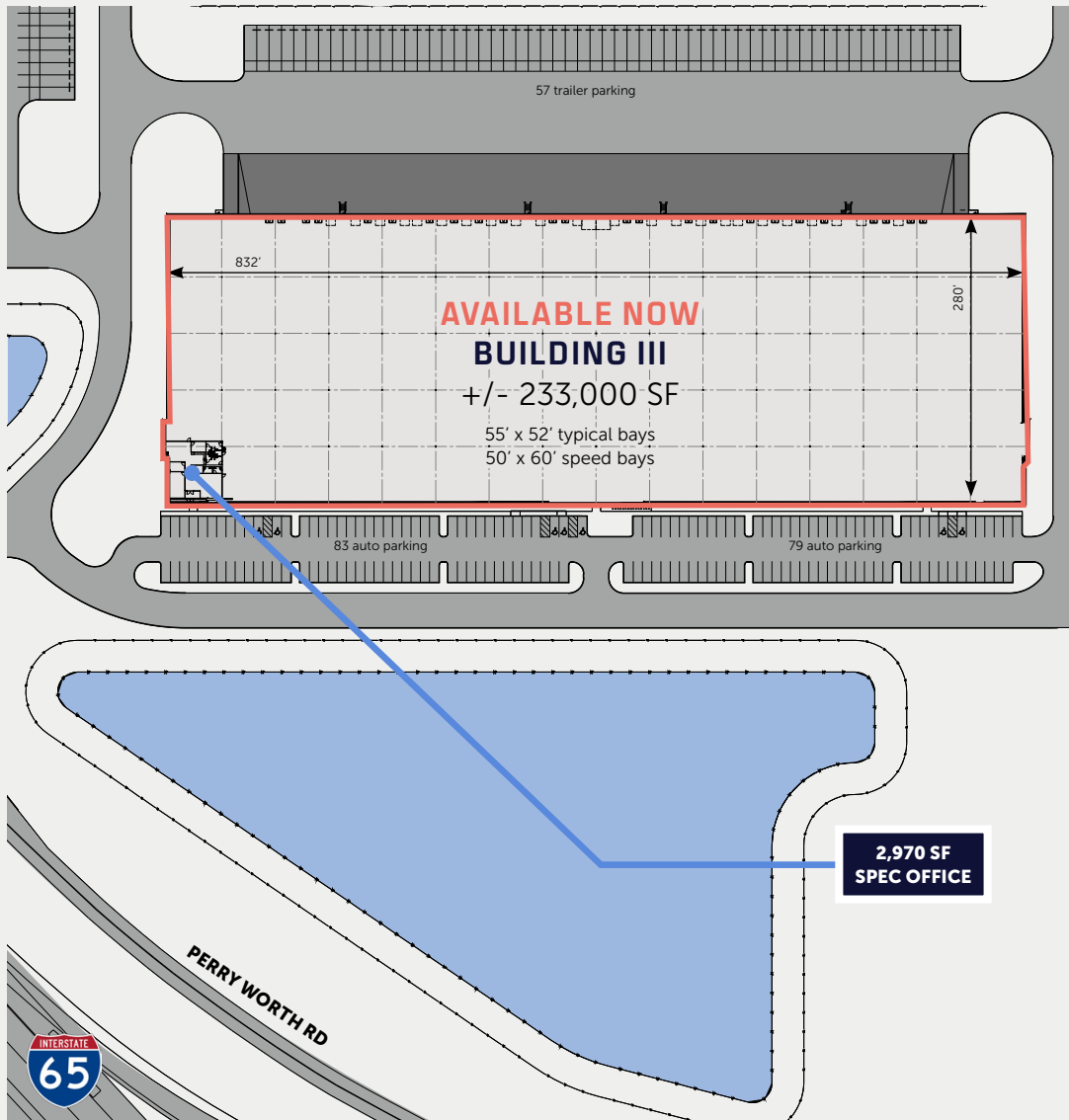
**ALL BUILDINGS SEEKING
LEED® CERTIFICATION**



BUILDING III SITE PLAN +/- 17.4 ACRES



5163 PERRY WORTH ROAD, WHITESTOWN, IN 46075



+/- 233,000 SF



40,000 SF min. divisibility



2,970 SF office space



162 auto parking



57 trailer parking



32' clear height



24 docks



2 drive-in doors



7" thick unreinforced slab

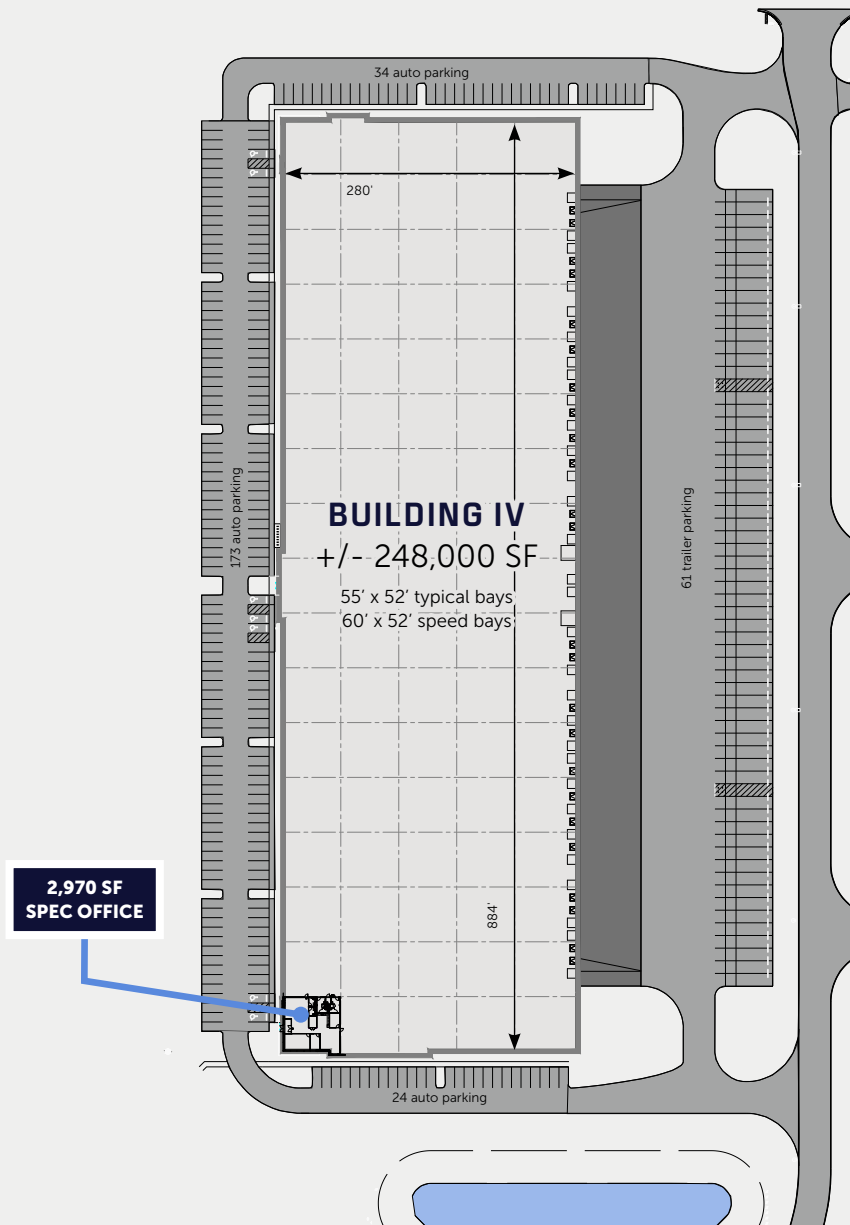


Two 2,000-amp 480/277v three-phase power services (expandable)

AVAILABLE NOW

For Immediate Fixturing

SEEKING LEED® CERTIFICATION



+/- 248,000 SF



231 auto parking



61 trailer parking



32' clear height



24 docks



2 drive-in doors



7" thick unreinforced slab



Two 2,000-amp 480/277v three-phase power services (expandable)

MAY 2025

Groundbreaking

SEEKING LEED® CERTIFICATION

A

ACCESS & LABOR

Located in the northwest submarket of Indianapolis in one of Indiana's fastest growing counties, **Indianapolis Logistics Park Northwest** offers immediate access to I-65 via a new interchange and close proximity to a large surrounding labor pool.

- Located in Whitestown, Indiana, Boone County
- **4 interstates through Indianapolis** — I-65, I-70, I-69 and I-74 — all easily accessed via I-465
- 8-minute drive time to I-465 via I-865
- **25-minute drive time to Indianapolis International Airport & world's second largest FedEx Hub**
- Ideal configuration for bulk distribution and local and regional distribution
- 185,000 population within 10-mile radius
- **#4 Cost of Doing Business** by CNBC's America's Top States for Business, 2019
- **#8 Overall Top State Business Climate** by Site Selection Magazine, 2018

Reach **50% of U.S.** population
in **one-day** drive

